



30+ minutes

# Let's-Do-It!

Wrap up with fun and games.

**Let's-Do-It!** is a collection of suggested party activities for all Trimble Tots titles. Select games or crafts that are appropriate for your party spaces and ages of children. Some games are adapted for more than one title. Some basic games are appropriate for all parties, such as Balloon & Bubblegum Relay. Let's-Do-It activity choices follow the Party Camp Combo (decorating cupcakes and Theater-In-The Town). Liberty Cake (silly strip and cake) is optional. (Click on individual book titles to find the link: Party Camp: Let's-Do-It! party activities.)

Feature book: *Mrs. Picasso's Polliwog*



**Note:** Bring an Angel Food cake (Buy or make ahead of time.) and toppings if you plan to have a cake and presents.

## Items needed:

- Pet's Song. (CD and lyrics)
- See individual Feature Book theme games and activities.

## Activities:

- Pet's Song/movement (CD and lyrics)
- Craft:  
Headband, and Paper plate project: (hot potato) & pendant pattern.
- Games:  
Pass-the-Pets.  
Frog Goes Ribid (adapted from Granny Grunt),  
Poor Froggie, Poor Polly (adapted from Poor Kitty),  
Air Balloons, Balloon Relay, Balloon Pop, and  
Frog Race.

# Choose Feature Book theme games and activities.

## **Game:** Frog Goes Ribid. (adapted from Granny Grunt)

**Objective:** A fun game where someone has to guess who the "frog" is by his/her "ribid" sound. (Try sounding deep, soft, squeaky, etc.)

**Categories:** Birthdays. Kids.

**Players:** 2 or more players.

**Needed:**

- Blindfold.
- Broom.

**Rules:** All players stand in a circle except for the player who is "it". Choose one player to be "it" who is blindfolded and stands in the middle of the circle with a broom in hand. "It" tells all the players, "Move," then tells them, "Stop." Then "it" spins around and sticks his/her broom handle out. The player nearest grabs the broom handle and "it" says, "Froggie, Ribid." The player says, "Ribid" and whoever is "it" tries to guess who the frog is. If the guess is correct, that player now becomes in the middle. If the guess is incorrect, "It" tries again.

---

## **Game:** Frog Race. (adapted from Pig Race)

**Objective:** Be the first Frog or the first team to make it to the finish line.

**Needed:**

- Colored paper squares and race track markers. (pencils, string, etc.)
- Patterns: paper squares and Frog cut outs.
- CD of Pet's Song.

**Music:** Play Pet's Song as background music to this game.

**Rules:** You will need a different color sheet of construction paper for each player or each team of players. Out of each sheet cut 9 small squares and 1 large Frog. Mark off an 8 step race track

using pencils, napkins, etc. Divide into even teams. Line the players up shoulder to shoulder behind the first step. Each team has a different colored Frog cut out. Shuffle your colored squares and drop them in a bag. Draw them out of a bag, one at a time. (OR have a volunteer draw them.) The first player on each team takes a step or a frogjump when the color square matching his/her Frog cut out is drawn. When a player on the team makes it to the finish line, the next player on the team is up. The first team whose players complete all 8 steps wins.

---

## **Game:** Air Balloons. (to Pet's Song)

**Objective:** Keep the balloons floating in the air for the time it takes to sing or listen to Pet's Song.

**Needed:**

- Balloons.
- Pet's Song. (CD and lyrics)

**Rules:** Form two circles and start the balloon going around from player to player, keeping the balloon in the air at all times. The circle that keeps its balloon up the longest wins. Repeat as long as there is interest.

# Games and activities, continued

## **Game:** Balloon Relay.

### **Needed:**

- Balloons.
- Folded notes.
- An open space with a non-slip floor.

**Rules:** Blow up the balloons, with a folded note inside. (Notes say Polly or theme words: Mrs. Picasso, Mr. Petsky, Poochie, woof woof, Pickles, me-ow, Mr. Tweety, tweet tweet, Polly the polliwog, Polly the frog, Ribid. More than one folded note should say, Polly.) Set the kids in lines of two or three teams. Place a balloon at

the finish line for each team. When you say, "Go!" a player will frogjump to the finish line and pop the balloon, grab the folded piece of paper, unfold it, and read it. Once the player has read the note, he/she may run back to the beginning of the line, touch the next player's hand, and it continues until the first team finishes. (As each player is running back to the beginning of the line, place another blown up balloon, with a folded note inside, at the finish.) The team with the most notes that say, Polly, wins.

---

## **Game:** Balloon Pop/Balloon Catch-up. (adapted from Hot Potato and Lions & Tigers)

### **Needed:**

- Balloons.
- Folded notes.

**Objective:** Pass two balloons around the circle as fast as you can starting at opposite sides of the circle. The fun is in trying to get one balloon to catch up with the other, pop the balloon, and get the winning note.

**Rules:** Place notes inside un-inflated balloons. Blow up the balloons with the folded piece of paper inside each one. Players sit down in chairs that have been put in a circle, and two players on

opposite sides of the circle are given a balloon to hold. On a signal, both players pass their balloons to the right as quickly as they can. When one balloon catches up with the other balloon, two players, sitting next to each other, will be holding a balloon. The player who holds the catch-up (trailing) balloon, pops the balloon to find the note folded inside. The winning notes in this game say, Polly. Continue with two more balloons starting at opposite sides. Take turns being starters. When everyone has popped a balloon to find a note, the game is over.

---

## **Game:** Poor Froggie, Poor Polly. (adapted from Poor Kitty)

**Objective:** Blindfolded players try to identify other players who are the "frog" by recognizing their voices.

**Categories:** Birthdays. Kids.

**Players:** 6 or more players.

### **Needed:**

- A blindfold.  
Or younger children can close their eyes.

**Rules:** Arrange the group in a circle with a blindfolded player in the center. Then have the players move around the circle very quietly. The blindfolded player should approach the circle in any direction and catch a player who, in a disguised voice, says "Poor Polly" (or "Poor Froggie") and then imitates the "Ribid" of a frog. If the blindfolded player fails to identify the frog, he releases him/her and the game continues. If he succeeds, the two change places. Play as long as there is interest.

# Games and activities, continued

## **Craft:** Headband.

### **Needed:**

- Headband pattern.
- Scissors.
- Stapler.
- Scotch tape.

**Rules:** Cut out and staple and tape the headband to size. Use in game, Frog Race.

---

## **Game:** Paper Plate Project.

### **Needed:**

- Paper plates.
- Hole punch.
- Non-fraying cord.
- Kid-safe scissors .
- Stapler.
- Pattern: Paper plate "Hot potato".

**Directions:** Staple the paper plate pattern to the face of a paper plate. Punch a hole in the plate to thread non-fraying cord. Pre make a "hot potato" plate for the game, Pass the pets. (see pattern)

These badges are fun to wear as a pendant and take home.

---

## **Game:** Pass-the-pets. (adapted from Hot Potato)

**Objective:** This kids game is a lot like musical chairs but with a "hot potato" (paper plate).

**Categories:** Groups. Birthdays. Kids.

**Players:** 2 or more players.

### **Needed:**

- CD Player and CD with Pets Song.
- Paper plate that can be passed around the circle.
- Paper plate pattern.

### **Rules:**

1. Use "hot potato" plate to pass around the circle.
2. Play Pets Song for the music. (Party leader is the music player.)
3. Players sit in a circle. If you are using chairs, place chairs in a circle. Players sit down in the chairs. The "hot potato" plate is passed from player to player while the music player, who shouldn't be looking at the group just to be fair, plays Pets Song. When the music stops, the player who has the "hot potato" plate is out and sits in the center of the circle. The next round continues. The last player out wins. Music stops should be made frequently so the game moves quickly and players will not be out for a long periods. Try to act like the "hot potato" plate is really really hot!



**Pattern:** folded notes  
**Balloon Catch-up**  
**Balloon Pop**


Polly



Mrs. Picasso




Poochie



Pickles



Woof  
woof



Polly

Mr. Petsy



Polly the



frog

Polly the  
polliwog



Ribid

Polly




Polly

Mr. Tweety






Pickles






Attach name tag cut outs to headbands for Game: Frog Race.

You will need matching color frog cut outs and color squares for each player or each team of players.



**Pattern:**

Use for pendant and game: Pass-the-pets. (hot potato)



**Pattern:** Headband.

